

General information about company	
Scrip code	526397
NSE Symbol	ALPHAGEO
MSEI Symbol	NOTLISTED
ISIN	INE137C01018
Name of the company	ALPHAGEO (INDIA) LIMITED
Whether company is SME	No
Class of Security	Equity Shares
Type of report	Quarterly
Quarter Ended / Half year ended/Date of Report (For Prelisting / Allotment)	31-12-2021
Date of allotment / extinguishment (in case Capital Restructuring selected) / Listing Date	
Shareholding pattern filed under	Regulation 31 (1) (b)
Whether the listed entity is Public Sector Undertaking (PSU)?	No

Sr. No.	Particular	Yes/No	Promoter and Promoter Group	Public shareholder	Non Promoter-Non Public
1	Whether the Listed Entity has issued any partly paid up shares?	No	No	No	No
2	Whether the Listed Entity has issued any Convertible Securities?	No	No	No	No
3	Whether the Listed Entity has issued any Warrants?	No	No	No	No
4	Whether the Listed Entity has any shares against which depository receipts are issued?	No	No	No	No
5	Whether the Listed Entity has any shares in locked-in?	No	No	No	No
6	Whether any shares held by promoters are pledge or otherwise encumbered?	Yes	Yes		
7	Whether company has equity shares with differential voting rights?	No	No	No	No
8	Whether the listed entity has any significant beneficial owner?	Yes			




Table I - Summary Statement holding of specified securities


Category (I)	Category of shareholder (II)	Nos. of shareholders (III)	No. of fully paid up equity shares held (IV)	No. of Partly paid-up equity shares held (V)	No. of shares underlying Depository Receipts (VI)	Total nos. shares held (VII)= (IV)+ (V)+ (VI)	Shareholding as a % of total no. of shares calculated as per SCRR, 1957) (VIII) As a % of (A+B+C2)	No. of Voting Rights held in each class of securities (IX)				No. of shares underlying outstanding convertible securities (X)	No. of shares underlying outstanding warrants (XI)	No. of shares underlying outstanding convertible securities and No. of Warrants (XI)(a)	Shareholding, as a % assuming full conversion of convertible securities (as a percentage of diluted share capital) (XI)= (VII)+(X) As a % of (A+B+C2)	No. of Locked in shares (XII)		No. of Shares pledged or otherwise encumbered (XIII)		No. of equity shares held in demat form (XIV)
								No of Voting Rights (XIV)			Total as a % of (A+B +C)					No. (a)	As a % of total shares held (b)	No. (a)	As a % of total shares held (b)	
								Class eg: x	Classes eg: y	Total										
(A)	Promoter & Promoter Group	13	2933592			2933592	46.09	2,933,592		2933592	46.09				46.09			280534	9.56	2933592
(B)	Public	17354	3431175			3431175	53.91	3431175		3431175	53.91				53.91					3359637
(C)	Non Promoter-Non Public																			
(C1)	Shares underlying DRs																			
(C2)	Shares held by Employee Trusts																			
	Total	17367	6364767			6364767	100	6364767		6364767	100				100			280534	4.41	6293229



Sr.	Category & Name of the Share-holders (I)	Nos. of share-holders (III)	No. of fully paid up equity shares held (IV)	No. of Partly paid-up equity shares held (V)	No. of shares underlying Depository Receipts (VI)	Total nos. shares held (VII) = (IV) + (V) + (VI)	Share-holding as a % of total no. of shares (calculate as per SCRR, 1957) (VIII) As a % of (A+B+C2)	Number of Voting Rights held in each class of securities (IX)			No. of Shares underlying out-standing convertible securities (X)	No. of Shares underlying out-standing Warrants (XI)	No. of Shares underlying out-standing convertible securities and No. of Warrants (XI)(a)	Share-holding, as a % assuming full conversion of convertible securities(as a percentage of diluted share capital) (XI) = (VII) + (X) As a % of (A+B+C2)	No. of Locked in shares (XII)		No. of Shares pledged or otherwise encumbered (XIII)		No. of equity shares held in demat form (XIV)	
								No of Voting Rights (XIV)							Total as a % of total voting rights	No. (a)	As a % of total I Shares held (b)	No. (a)		As a % of total Shares held (b)
								Class eg: x	Class eg: y	Total										
A Table II – Statement showing shareholding pattern of the Promoter and Promoter Group																				
(1) Indian																				
(a)	Individuals/ HUF	8	2192759			2192759	34.45	2192759		2192759	34.45			34.45			280534	12.79	2192759	
(b)	Central Govt./ State Govt.																			
(c)	Fin Inst/ Banks																			
(d)	Any Other (specify)	2	474651			474651	7.46	474651		474651	7.46			7.46			0	0.00	474651	
	Sub-Total (A)(1)	10	2667410			2667410	41.91	2667410		2667410	41.91			41.91			280534	10.52	2667410	
(2) Foreign																				
(a)	Individuals (NRI/Foreign Individuals)	2	230466			230466	3.62	230466		230466	3.62			3.62			0	0.00	230466	
(b)	Govt.																			
(c)	Institutions																			
(d)	FPI																			
(e)	Any Other (specify)	1	35716			35716	0.56	35716		35716	0.56			0.56			0	0.00	35716	
	Sub-Total (A)(2)	3	266182			266182	4.18	266182		266182	4.18			4.18			0	0.00	266182	
	Total Share-holding of Promoter & Promoter Group (A) = (A)(1) + (A)(2)	13	2933592			2933592	46.09	2933592		2933592	46.09			46.09			280534	9.56	2933592	



	Pension Funds																		
(i)	Any other (specify)																		
	Sub-Total (B)(1)	6	115840			115840	1.82	115840		115840	1.82				1.82				112340
(2)	Central Govt./ State Govt./ President of India																		
	Sub-Total (B)(2)																		
(3)	Non-institutions																		
a(i)	Individuals – i. Individual shareholders holding nominal share capital up to Rs. 2 lakhs	16810	2485122			2485122	39.04	2485122		2485122	39.04				39.04				2421984
a(ii)	Individuals – ii. Individual shareholders holding nominal share capital in excess of Rs. 2 lakhs	7	285384			285384	4.48	285384		285384	4.48				4.48				285384
(b)	NBFCs registered with RBI	1	8800			8800	0.14	8800		8800	0.14				0.14				8800
(c)	Employee Trusts																		
(d)	Overseas Depositories (holding DRs) (balancing figures)																		
(e)	Any Other (specify)	530	536029			536029	8.42	536029		536029	8.42				8.42				531129
	Sub-Total (B)(3)	17348	3315335			3315335	52.09	3315335		3315335	52.09				52.09				3247297



Total Public Shareholding (B)=(B)(1)+ (B)(2)+(B)(3)	17354	3431175			3431175	53.91	3431175		3431175	53.91				53.91					3359637
--	-------	---------	--	--	---------	-------	---------	--	---------	-------	--	--	--	-------	--	--	--	--	---------



Sr.	Category & Name of the Share-holders (I)	Nos. of share-holders (III)	No. of fully paid up equity shares held (IV)	No. of Partly paid-up equity shares held (V)	No. of shares underlying Depository Receipts (VI)	Total nos. shares held (VII) = (IV) + (V) + (VI)	Share-holding as a % of total no. of shares calculated as per SCRR, 1957) (VIII) As a % of (A+B+C 2)	Number of Voting Rights held in each class of securities (IX)				No. of Shares underlying out-standing convertible securities (X)	No. of Shares underlying out-standing Warrants (XI)	No. of Shares underlying out-standing convertible securities and No. of Warrants (XI)(a)	Share-holding, as a % assuming full conversion of convertible securities (as a percentage of diluted share capital) (XI)= (VII)+(X) As a % of (A+B+C2)	No. of Locked in shares (XII)		No. of Shares pledged or otherwise encumbered (XIII)		No. of equity shares held in demat form (XIV)
								No of Voting Rights (XIV)			Total as a % of total voting rights					No. (a)	As a % of total Shares held (b)	No. (a)	As a % of total Shares held (b)	
								Class eg: x	Class eg: y	Total										
C Table IV - Statement showing shareholding pattern of the Non Promoter – Non Public shareholder																				
(1)	Custodian/ DR Holder	-	-	-	-	-	-	-	-	-	-	-	-	-	-	-	-	-	-	-
(2)	Employee Benefit Trust (under SEBI (Share based Employee Benefit) Regulations, 2014)	-	-	-	-	-	-	-	-	-	-	-	-	-	-	-	-	-	-	-
	Total Non-Promoter-Non Public Shareholding (C)=(C)(1)+ (C)(2)	-	-	-	-	-	-	-	-	-	-	-	-	-	-	-	-	-	-	-
	Total (A+B+C2)	17367	6364767			6364767	100	6364767		6364767	100				100		-	-	-	6293229
	Total (A+B+C)	17367	6364767			6364767	100	6364767		6364767	100				100			280534	4.41	6293229




Sr.	Name of the Share-holders (I)	PAN (II)	No. of fully paid up equity shares held (IV)	Total nos. shares held (VII)=(IV)+ (V)+ (VI)	Share-holding as a % of total no. of shares (calculated as per SCRR, 1957) (VIII) As a % of (A+B+C2)	Number of Voting Rights held in each class of securities			No. of Shares Underlying Outstanding convertible securities and No. of Warrants (XI)(a)	Shareholding, as a % assuming full conversion of convertible securities (as a percentage of diluted share capital) (XI)= (VII)+(XI)(a) As a % of (A+B+C2)	No. of Shares pledged or otherwise encumbered (XIII)		No. of equity shares held in demat form (XIV)	Reason for not providin g PAN	Shareholder type
						No of Voting Rights (XIV)		Total as a % of total voting rights			No. (a)	As a % of total shares held			
						Class eg: x	Total								
A1 (a)	Individuals/ Hindu Undivided Family														
1	RAJESH ALLA (HUF)		86333	86333	1.36	86333	86333	1.36		1.36	86333	100	86333		Promoter Group
2	DINESH ALLA (HUF)		138067	138067	2.17	138067	138067	2.17		2.17	0	0.00	138067		Promoter Group
3	MRUDULA ALLA		67634	67634	1.06	67634	67634	1.06		1.06	67634	100	67634		Promoter Group
4	DINESH ALLA		959700	959700	15.08	959700	959700	15.08		15.08	0	0.00	959700		Promoter
5	RAJESH ALLA		126567	126567	1.99	126567	126567	1.99		1.99	126567	100	126567		Promoter Group
6	SAVITA ALLA		391458	391458	6.15	391458	391458	6.15		6.15	0	0.00	391458		Promoter Group
7	ANISHA ALLA		199000	199000	3.13	199000	199000	3.13		3.13	0	0.00	199000		Promoter Group
8	SASHANK ALLA		224000	224000	3.52	224000	224000	3.52		3.52	0	0.00	224000		Promoter Group
		Total	2192759	2192759	34.45	2192759	2192759	34.45		34.45	280534	12.79	2192759		




Sr. No.	Category	Name of the Share-holders (I)	PAN (II)	No. of the Share-holders (I)	No. of fully paid up equity shares held (IV)	Total nos. shares held (VII) = (IV) + (V) + (VI)	Share-holding as a % of total no. of shares (calculated as per SCRR, 1957) (VIII) As a % of (A+B+C2)	No. of Voting Rights held in each class of securities (IX)			No. of Shares Underlying Out-standing convertible securities and No. of Warrants (XI) (a)	Share-holding, as a % assuming full conversion of convertible securities (as a percentage of diluted share capital)	No. of Shares pledged or otherwise encumbered (XIII)		No. of equity shares held in demat form (XIV)	Reason for not providing PAN	Share-holder type
								No of Voting Rights (XIV)		Total as a % of Total voting rights			No. (a)	As a % of total Shares held (b)			
								Class eg: X	Total								
A1 (d)	Any Other (specify)																
1	Bodies Corporate	AQUILA DRILLING PRIVATE LIMITED	-	1	459906	459906	7.23	459906.00	459906.00	7.23	-	7.23	0	0.00	459906	-	Promoter Group
2	Bodies Corporate	ATHENA INFRACON (INDIA) PRIVATE LIMITED	-	1	14745	14745	0.23	14745.00	14745.00	0.23	-	0.23	0	0.00	14745	-	Promoter Group
		-	Total	2	474651	474651	7.46	474651.00	474651.00	7.46	-	7.46	0	0.00	474651		

Sr. No.	Name of the Share-holders (I)	PAN (II)	No. of fully paid up equity shares held (IV)	Total nos. shares held (VII) = (IV) + (V) + (VI)	Share-holding as a % of total no. of shares (calculated as per SCRR, 1957) (VIII) As a % of (A+B+C2)	No. of Voting Rights held in each class of securities (IX)			No. of Shares Underlying Out-standing convertible securities and No. of Warrants (XI) (a)	Share-holding, as a % assuming full conversion of convertible securities (as a percentage of diluted share capital) (XI) = (VII)+(X) As a % of (A+B+C2)	No. of Shares pledged or otherwise encumbered (XIII)		No. of equity shares held in demat form (XIV)	Reason for not providing PAN	Share-holder type
						No of Voting Rights (XIV)		Total as a % of Total voting rights			No. (a)	As a % of total shares held (b)			
						Class eg: X	Total								
A2 (a)	Individuals/ Non-Resident Individuals/ Foreign Individuals														
1	GOPINATH REDDY RAJUPET	-	1300	1300	0.02	1300.00	1300.00	0.02	-	0.02	0	0.00	1300	-	Promoter Group
2	KAMALA RAJUPET	-	229166	229166	3.60	229166.00	229166.00	3.60	-	3.60	0	0.00	229166	-	Promoter Group
		Total	230466	230466	3.62	230466.00	230466.00	3.62	-	3.62	0	0.00	230466		



Sr. No.	Category	Name of the Shareholders (I)	PAN (II)	No. of the Shareholders (I)	No. of fully paid up equity shares held (IV)	Total nos. shares held (VII) = (IV) + (V) + (VI)	Share-holding as a % of total no. of shares (calculated as per SCRR, 1957) (VIII) As a % of (A+B+C2)	No. of Voting Rights held in each class of securities (IX)			No. of Shares Underlying outstanding convertible securities and No. of Warrants (XI) (a)	Share-holding, as a % assuming full conversion of convertible securities (as a percentage of diluted share capital)	No. of Shares pledged or otherwise encumbered (XIII)		No. of equity shares held in demat form (XIV)	Reason for not providing PAN	Shareholder type
								No of Voting Rights (XIV)		Total as a % of Total voting rights			No. (a)	As a % of total shares held (b)			
								Class eg: X	Total								

Sr. No.	Category	Category / More than 1 percentage	Name of the Shareholders (I)	PAN (II)	No. of the Shareholders (I)	No. of fully paid up equity shares held (IV)	Total nos. shares held (VII) = (IV)+(V) + (VI)	Shareholding as a % of total no. of shares (calculated as per SCRR, 1957) (VIII) As a % of (A+B+C2)	No. of Voting Rights held in each class of securities (IX)			Shareholding, as a % assuming full conversion of convertible securities (as a percentage of diluted share capital) (XI)=(VII)+(X) As a % of (A+B+C2)	No. of equity shares held in demat form (XIV)	Reason for not providing PAN
									No of Voting Rights (XIV)		Total as a % of Total voting rights			
									Class eg: X	Total				
B3(e) Any Other (specify)														
1	Trusts	Category	-		1	8120	8120	0.13	8120	8120	0.13	0.13	8120	-
2	Non-Resident Indian (NRI)	Category	-		248	75343	75343	1.18	75343	75343	1.18	1.18	71343	-
3	Clearing Members	Category	-		67	42015	42015	0.66	42015	42015	0.66	0.66	42015	-
4	Non-Resident Indian (NRI)	Category	-		103	25035	25035	0.39	25035	25035	0.39	0.39	25035	-
5	Bodies Corporate	Category			110	294884	294884	4.63	294884	294884	4.63	4.63	293984	-
6	Bodies Corporate	More than 1 percentage of shareholding	FINQUEST FINANCIAL SOLUTIONS PVT. LTD		1	163075	163075	2.56	163075	163075	2.56	2.56	163075	-
7	Bodies Corporate	More than 1 percentage of shareholding	TRIGEO TECHNOLOGIES PRIVATE LIMITED		1	67200	67200	1.06	67200	67200	1.06	1.06	67200	-
8	IEPF	Category			1	90632	90632	1.42	90632	90632	1.42	1.42	90632	
9	IEPF	More than 1 percentage of shareholding	INVESTOR EDUCATION AND PROTECTION FUND AUTHORITY		1	90632	90632	1.42	90632	90632	1.42	1.42	90632	Exempt category
				Total	530	536029	536029	8.42	536029	536029	8.42	8.42	531129	



Sr. No.	Details of the SBO					Details of the registered owner					Details of holding/ exercise of right of the SBO in the reporting company, whether direct or indirect*:					Date of creation/ acquisition of significant beneficial interest
	Name	PAN	Passport No. in case of a foreign national	Nationality	Nationality (Applicable in case of Any other is selected)	Name	PAN	Passport No. in case of a foreign national	Nation -ality	Nationality (Applicable in case of Any other is selected)	Whether by virtue of:					
											Shares	Voting rights	Rights on distributable dividend or any other distribution	Exercise of control	Exercise of significant influence	
Significant Beneficial Owners																
1	DINESH ALLA	-		India		DINESH ALLA (HUF)	-		India		2.17	2.17	2.17	No	No	23-03-1990
2	DINESH ALLA	-		India		ATHENA INFRACON (INDIA) PRIVATE LIMITED	-		India		0.23	0.23	0.23	No	No	06-09-2018
3	SAVITA ALLA	-		India		AQUILA DRILLING PRIVATE LIMITED	-		India		7.23	7.23	7.23	No	No	10-08-2012

Note: PAN would not be displayed on the website

Date: 19/01/2022
Place: Hyderabad



For Alphageo (India) Limited

Sakshi Mathur
Sakshi Mathur

Company Secretary & Compliance Officer