

General information about company	
Scrip code	526397
NSE Symbol	ALPHAGEO
MSEI Symbol	NOTLISTED
ISIN	INE137C01018
Name of the company	ALPHAGEO (INDIA) LIMITED
Whether company is SME	No
Class of Security	Equity Shares
Type of report	Quarterly
Quarter Ended / Half year ended/Date of Report (For Prelisting / Allotment)	31-12-2024
Date of allotment / extinguishment (in case Capital Restructuring selected) / Listing Date	
Shareholding pattern filed under	Regulation 31 (1) (b)
Whether the listed entity is Public Sector Undertaking (PSU)?	No

Sr. No.	Particular	Yes/No	Promoter and Promoter Group	Public shareholder	Non Promoter-Non Public
1	Whether the Listed Entity has issued any partly paid up shares?	No	No	No	No
2	Whether the Listed Entity has issued any Convertible Securities?	No	No	No	No
3	Whether the Listed Entity has issued any Warrants?	No	No	No	No
4	Whether the Listed Entity has any shares against which depository receipts are issued?	No	No	No	No
5	Whether the Listed Entity has any shares in locked-in?	No	No	No	No
6	Whether any shares held by promoters are pledge or otherwise encumbered?	Yes	Yes		
7	Whether company has equity shares with differential voting rights?	No	No	No	No
8	Whether the listed entity has any significant beneficial owner?	Yes			




Table I - Summary Statement holding of specified securities

Category (I)	Category of shareholder (II)	Nos. of shareholders (III)	No. of fully paid up equity shares held (IV)	No. of Partly paid-up equity shares held (V)	No. of shares underlying Depository Receipts (VI)	Total nos. shares held (VII) = (IV) + (V) + (VI)	Share-holding as a % of total no. of shares calculated as per SCRR, 1957 (VIII) As a % of (A+B+C2)	No. of Voting Rights held in each class of securities (IX)			No. of shares underlying out-standing convertible securities (X)	No. of shares underlying out-standing warrants (XI)	No. of shares underlying out-standing convertible securities and No. of Warrants (XI)(a)	Share-holding, as a % assuming full conversion of convertible securities (as a percentage of diluted share capital) (XI) = (VII)+(X) As a % of (A+B+C2)	No. of Locked in shares (XII)		No. of Shares pledged or otherwise encumbered (XIII)		No. of equity shares held in demat form (XIV)	
								No of Voting Rights (XIV)							Total as a % of (A+B+C)	No. (a)	As a % of total shares held (b)	No. (a)		As a % of total shares held (b)
								Class eg: x	Class eg: y	Total										
(A)	Promoter & Promoter Group	13	2929592			2929592	46.03	2929592	2929592	46.03			46.03			280534	9.58	2929592		
(B)	Public	16287	3435175			3435175	53.97	3435175	3435175	53.97			53.97					3383146		
(C)	Non Promoter-Non Public																			
(C1)	Shares underlying DRs																			
(C2)	Shares held by Employee Trusts																			
	Total	16300	6364767			6364767	100	6364767	6364767	100			100			280534	4.41	6312738		




Sr.	Category & Name of the Shareholders (I)	Nos. of share-holders (III)	No. of fully paid up equity shares held (IV)	No. of Partly paid-up equity shares held (V)	No. of shares underlying Depository Receipts (VI)	Total nos. shares held (VII) = (IV)+(V)+(VI)	Share-holding as a % of total no. of shares (calculate as per SCRR, 1957) (VIII) As a % of (A+B+C 2)	Number of Voting Rights held in each class of securities (IX)			No. of Shares underlying convertible securities (X)	No. of Shares underlying Warrants (XI)	No. of Shares underlying convertible securities and No. of Warrants (XI)(a)	Share-holding, as a % assuming full conversion of convertible securities (as a percentage of diluted share capital) (XI) = (VII)+(X) As a % of (A+B+C2)	No. of Locked in shares (XII)		No. of Shares pledged or otherwise encumbered (XIII)		No. of equity shares held in demat form (XIV)	
								No of Voting Rights (XIV)							Total as a % of total voting rights	No. (a)	As a % of total Shares held (b)	No. (a)		As a % of total Shares held (b)
								Class eg: x	Class eg: y	Total										
A Table II – Statement showing shareholding pattern of the Promoter and Promoter Group																				
(1) Indian																				
(a)	Individuals/HUF	8	2188759			2188759	34.39	2188759	2188759	34.39			34.39			280534	12.82	2188759		
(b)	Central Govt./ State Govt.																			
(c)	Fin Inst/ Banks																			
(d)	Any Other (specify)	2	474651			474651	7.46	474651	474651	7.46			7.46			0	0.00	474651		
	Sub-Total (A)(1)	10	2663410			2663410	41.85	2663410	2663410	41.85			41.85			280534	10.53	2663410		
(2) Foreign																				
(a)	Individuals (NRI/Foreign Individuals)	2	230466			230466	3.62	230466	230466	3.62			3.62			0	0.00	230466		
(b)	Govt.																			
(c)	Institutions																			
(d)	FPI																			
(e)	Any Other (specify)	1	35716			35716	0.56	35716	35716	0.56			0.56			0	0.00	35716		
	Sub-Total (A)(2)	3	266182			266182	4.18	266182	266182	4.18			4.18			0	0.00	266182		
	Total Shareholding of Promoter & Promoter Group (A) = (A)(1)+(A)(2)	13	2929592			2929592	46.03	2929592	2929592	46.03			46.03			280534	9.58	2929592		




No. (a)	As a % of total Shares held (b)	Nos. of share-holders (III)	No. of fully paid up equity shares held (IV)	No. of Partly paid-up equity shares held (V)	No. of shares underlying Depository Receipts (VI)	Total nos. shares held (VII) = (IV) + (V) + (VI)	Share-holding as a % of total no. of shares calculated as per SCRR, 1957 (VIII) As a % of (A+B+C2)	Number of Voting Rights held in each class of securities (IX)			No. of Shares underlying outstanding convertible securities (X)	No. of Shares underlying outstanding Warrants (XI)	No. of Shares underlying outstanding convertible securities and No. of Warrants (XI)(a)	Share-holding, as a % assuming full conversion of convertible securities (as a percentage of diluted share capital) (XI) = (VII) + (X) As a % of (A+B+C2)	No. of Locked in shares (XII)		No. of Shares pledged or otherwise		No. of equity shares held in demat form (XIV)
								No of Voting Rights (XIV)		Total as a % of total voting rights					No. (a)	As a % of total Shares held (b)			
								Class eg: x	Class eg: y										

B Table III - Statement showing shareholding pattern of the Public Shareholder

(1) Institutions (Domestic)																			
(a)	Mutual Funds	2	2200			2200	0.03	2200		2200	0.03				0.03				0.00
(b)	Venture Capital Funds																		
(c)	Alternate Investment Funds																		
(d)	Banks																		
(e)	Insurance Companies																		
(f)	Provident funds/Pension funds																		
(g)	Assets reconstruction companies																		
(h)	Sovereign wealth funds																		
(i)	NBFCs registered with RBI																		
(j)	Other financial																		




	institutions																		
(k)	Any other (specify)																		
	Sub total (B1)	2	2200		2200	0.03	2200	2200	0.03				0.03					0.00	
(2)	Institutions (Foreign)																		
(a)	Foreign Direct Investment																		
(b)	Foreign Venture capital investor																		
©	Sovereign wealth Funds																		
(d)	Foreign Portfolio investor (Category 1)	4	116861		116861	1.84	116861	116861	1.84				1.84					116861	
	ACADIAN EMERGING MARKETS MICRO-CAP EQUITY MASTER F	1	76777		76777	1.21	76777	76777	1.21				1.21					76777	
(e)	Foreign Portfolio Investors (Category ii)																		
(f)	Overseas Depositories holding DRs(balancing figure)																		
(g)	Any other specify																		




Sub total (B2)	4	116861	116861	1.84	116861	116861	1.84	1.84	116861
3 Central Government/State Government									
(a) Central Government/President of India									
(b) State Government/Governor									
© Shareholding by Companies or bodies corporate where central/state government is a promoter									
4. Non Institutions									
(a) Associate Companies/subsidiaries									
(b) Director and their relatives.(excluding independent directors and nominee directors									




(h)	Key Managerial Personnels																		
(d)	Relatives of promoters (other than 'immediate relatives' of promoters disclosed under 'Promoter and Promoter Group' category)																		
(e)	Trusts where any person belonging to 'Promoter and Promoter Group' category is 'trustee', 'beneficiary', or 'author of the trust'																		
(f)	Investor Education and Protection Fund (IEPF)	1	100318			100318	1.58	100318	100318	1.58					1.58				100318
(g)	Resident Individuals holding nominal share capital up to Rs. 2 lakhs	15480	2180689			2180689	34.26	2180689	2180689	34.26					34.26				2134760
(h)	Resident Individuals holding nominal share capital in excess of Rs. 2 lakhs	7	469559			469559	7.38	469559	469559	7.38					7.38				469559



(i)	Non Resident Indians (NRIs)	310	75039		75039	1.18	75039	75039	1.18					1.18				72039
(j)	Foreign Nationals																	
(k)	Foreign Companies																	
(l)	Bodies Corporate	105	362569		362569	5.70	362569	362569	5.70					5.70				361669
(j)	Any Other (HUF)	378	127940		127940	2.01	127940	127940	2.01					2.01				127940
	Sub-Total (B)(4)	16281	3316114		3316114	52.10	3316114	3316114	52.10					52.10				3266285
	Total Public Shareholding (B)=(B)(1)+(B)(2)+(B)(3)	16287	3435175		3435175	53.97	3435175	3435175	53.97					53.97				3383146



Sr.	Category & Name of the Share-holders (I)	Nos. of share-holders (III)	No. of fully paid up equity shares held (IV)	No. of Partly paid-up equity shares held (V)	No. of shares underlying Depository Receipts (VI)	Total nos. shares held (VII) = (IV)+(V)+(VI)	Share-holding as a % of total no. of shares calculated as per SCRR, 1957 (VIII) As a % of (A+B+C 2)	Number of Voting Rights held in each class of securities (IX)			No. of Shares underlying out-standing convertible securities (X)	No. of Shares underlying out-standing Warrants (XI)	No. of Shares underlying out-standing convertible securities and No. of Warrants (XI)(a)	Share-holding, as a % assuming full conversion of convertible securities (as a percentage of diluted share capital) (XI) = (VII)+(X) As a % of (A+B+C2)	No. of Locked in shares (XII)		No. of Shares pledged or otherwise encumbered (XIII)		No. of equity shares held in demat form (XIV)	
								No of Voting Rights (XIV)							Total as a % of total voting rights	No. (a)	As a % of total Shares held (b)	No. (a)		As a % of total Shares held (b)
								Class eg: x	Class eg: y	Total										
C Table IV - Statement showing shareholding pattern of the Non Promoter – Non Public shareholder																				
(1)	Custodian/ DR Holder	-	-	-	-	-	-	-	-	-	-	-	-	-	-	-	-	-	-	
(2)	Employee Benefit Trust (under SEBI (Share based Employee Benefit) Regulations, 2014)	-	-	-	-	-	-	-	-	-	-	-	-	-	-	-	-	-	-	
	Total Non-Promoter-Non Public Shareholding (C)=(C)(1)+ (C)(2)	-	-	-	-	-	-	-	-	-	-	-	-	-	-	-	-	-	-	
	Total (A+B+C2)	16300	6364767			6364767	100	6364767	6364767	100			100	-	-	-	-	-	6312738	
	Total (A+B+C)	16300	6364767			6364767	100	6364767	6364767	100			100	-	-	2805344.41	-	-	6312738	




Sr.	Name of the Shareholders (I)	PAN (II)	No. of fully paid up equity shares held (IV)	Total nos. shares held (VII)=(IV)+(V)+(VI)	Share-holding as a % of total no. of shares (calculated as per SCRR, 1957) (VIII) As a % of (A+B+C2)	Number of Voting Rights held in each class of securities			No. of Shares Underlying Outstanding convertible securities and No. of Warrants (XI)(a)	Shareholding, as a % assuming full conversion of convertible securities (as a percentage of diluted share capital) (XI)= (VII)+(XI)(a) As a % of (A+B+C2)	No. of Shares pledged or otherwise encumbered (XIII)		No. of equity shares held in demat form (XIV)	Reason for not providing PAN	Shareholder type
						No of Voting Rights (XIV)		Total as a % of total voting rights			No. (a)	As a % of total shares held			
						Class eg: x	Total								
A1	Individuals/ Hindu Undivided Family														
a)															
1	RAJESH ALLA (HUF)		86333	86333	1.36	86333	86333	1.36		1.36	86333	100	86333		Promoter Group
2	DINESH ALLA (HUF)		138067	138067	2.17	138067	138067	2.17		2.17	0	0.00	138067		Promoter Group
3	MRUDULA ALLA		67634	67634	1.06	67634	67634	1.06		1.06	67634	100	67634		Promoter Group
4	DINESH ALLA		959700	959700	15.08	959700	959700	15.08		15.08	0	0.00	959700		Promoter
5	RAJESH ALLA		126567	126567	1.99	126567	126567	1.99		1.99	126567	100	126567		Promoter Group
6	SAVITA ALLA		391458	391458	6.15	391458	391458	6.15		6.15	0	0.00	391458		Promoter Group
7	ANISHA ALLA		195000	195000	3.06	195000	195000	3.06		3.06	0	0.00	195000		Promoter Group
8	SASHANK ALLA		224000	224000	3.52	224000	224000	3.52		3.52	0	0.00	224000		Promoter Group
		<u>Total</u>	2188759	2188759	34.39	2188759	2188759	34.39		34.39	280534	12.82	2188759		




Sr. No.	Category	Name of the Shareholders (I)	PAN (II)	No. of the Shareholders (I)	No. of fully paid up equity shares held (IV)	Total nos. shares held (VII) = (IV)+(V)+ (VI)	Share-holding as a % of total no. of shares (calculated as per SCRR, 1957) (VIII) As a % of (A+B+C2)	No. of Voting Rights held in each class of securities (IX)			No. of Shares Underlying Outstanding convertible securities and No. of Warrants (XI) (a)	Share-holding, as a % assuming full conversion of convertible securities (as a percentage of diluted share capital)	No. of Shares pledged or otherwise encumbered (XIII)		No. of equity shares held in demat form (XIV)	Reason for not providing PAN	Shareholder Type
								No of Voting Rights (XIV)		Total as a % of Total voting rights			No. (a)	As a % of total Shares held (b)			
								Class eg: X	Total								
A1 (d) Any Other (specify)																	
1	Bodies Corporate	AQUILA DRILLING PRIVATE LIMITED	-	1	459906	459906	7.23	459906.00	459906.00	7.23	-	7.23	0	0.00	459906	-	Promoter Group
2	Bodies Corporate	ATHENA INFRACON (INDIA) PRIVATE LIMITED	-	1	14745	14745	0.23	14745.00	14745.00	0.23	-	0.23	0	0.00	14745	-	Promoter Group
			Total	2	474651	474651	7.46	474651.00	474651.00	7.46	-	7.46	0	0.00	474651		

Sr. No.	Name of the Shareholders (I)	PAN (II)	No. of fully paid up equity shares held (IV)	Total nos. shares held (VII) = (IV)+(V)+ (VI)	Share-holding as a % of total no. of shares (calculated as per SCRR, 1957) (VIII) As a % of (A+B+C2)	No. of Voting Rights held in each class of securities (IX)			No. of Shares Underlying Outstanding convertible securities and No. of Warrants (XI) (a)	Share-holding, as a % assuming full conversion of convertible securities (as a percentage of diluted share capital) (XI) = (VII)+(X) As a % of (A+B+C2)	No. of Shares pledged or otherwise encumbered (XIII)		No. of equity shares held in demat form (XIV)	Reason for not providing PAN	Shareholder Type	
						No of Voting Rights (XIV)		Total as a % of Total voting rights			No. (a)	As a % of total shares held (b)				
						Class eg: X	Total									
A2 (a) Individuals/ Non-Resident Individuals/ Foreign Individuals																
1	GOPINATH REDDY RAJUPET	-	1300	1300	0.02	1300.00	1300.00	0.02	-	0.02	0	0.00	1300	-	Promoter Group	
2	KAMALA ALLA RAJUPET	-	229166	229166	3.60	229166.00	229166.00	3.60	-	3.60	0	0.00	229166	-	Promoter Group	
			Total	230466	230466	3.62	230466.00	230466.00	3.62	-	3.62	0	0.00	230466		




Sr. No.	Category	Name of the Share-holders (I)	PAN (II)	No. of the Share-holders (I)	No. of fully paid up equity shares held (IV)	Total nos. shares held (VII) = (IV)+(V)+ (VI)	Share-holding as a % of total no. of shares (calculated as per SCRR, 1957) (VIII) As a % of (A+B+C2)	No. of Voting Rights held in each class of securities (IX)			No. of Shares Underlying outstanding convertible securities and No. of Warrants (XI) (a)	Share-holding, as a % assuming full conversion of convertible securities (as a percentage of diluted share capital)	No. of Shares pledged or otherwise encumbered (XIII)		No. of equity shares held in demat form (XIV)	Reason for not providing PAN	Share-holder Type
								No of Voting Rights (XIV)		Total as a % of Total voting rights			No. (a)	As a % of total shares held (b)			
								Class eg: X	Total								
A2 (d) Any Other (specify)																	
1	Overseas Corporate Bodies	ALPHA GEO INC	-	1	35716	35716	0.56	35716.00	35716.00	0.56	-	0.56	0	0.00	35716	-	Promoter Group
			Total	1	35716	35716	0.56	35716.00	35716.00	0.56	-	0.56	0	0.00	35716		

Sr. No.	Category	Name of the Share-holders (I)	PAN (II)	No. of the Share-holders (I)	No. of fully paid up equity shares held (IV)	Total nos. shares held (VII) = (IV)+(V)+ (VI)	Share-holding as a % of total no. of shares (calculated as per SCRR, 1957) (VIII) As a % of (A+B+C2)	No. of Voting Rights held in each class of securities (IX)			No. of Shares Underlying Outstanding convertible securities and No. of Warrants (XI) (a)	Share-holding, as a % assuming full conversion of convertible securities (as a percentage of diluted share capital)	No. of Shares pledged or otherwise encumbered (XIII)		No. of equity shares held in demat form (XIV)	Reason for not providing PAN
								No of Voting Rights (XIV)		Total as a % of Total voting rights			No. (a)	As a % of total Shares held (b)		
								Class eg: X	Total							
A1 (d) Any Other (specify)																
1	Bodies Corporate	FINQUEST FINANCIAL SOLUTIONS PVT. LTD.	-	1	163075	163075	2.56	163075.00	163075.00	2.56	-	2.56	0	0.00	163075	-
2	Bodies Corporate	TRIGEO TECHNOLOGIES PRIVATE LIMITED	-	1	67200	67200	1.06	67200.00	67200.00	1.06	-	1.06	0	0.00	67200	-
			Total	2	230275	230275	3.62	230275.00	230275.00	3.62	-	3.62	0	0.00	230275	



Sr. No.	Name of the Shareholders (I)	PAN (II)	No. of fully paid up equity shares held (IV)	Total nos. shares held (VII) = (IV)+(V)+(VI)	Shareholding as a % of total no. of shares (calculated as per SCRR, 1957) (VIII) As a % of (A+B+C2)	No. of Voting Rights held in each class of securities (IX)			Shareholding, as a % assuming full conversion of convertible securities (as a percentage of diluted share capital) (XI) = (VII)+(X) As a % of (A+B+C2)	No. of equity shares held in demat form (XIV)	Reason for not providing PAN
						No of Voting Rights (XIV)		Total as a % of Total voting rights			
						Class eg: X	Total				
B3(a(ii))	Individuals – ii. Individual shareholders holding nominal share capital in excess of Rs. 2 lakhs.										
	Disclosure of shareholder holding more than 1% of total number of shares										
1	MINAL BHARAT PATEL	-	88492	88492	1.39	88492	88492	1.39	1.39	88492	-
2.	SHASHAK S KHADE	-	138681	138681	2.18	138681	138681	2.18	2.18	138681	
		Total	227173	227173	3.57	227173	227173	3.57	3.57	227173	-



No.	Category	Category / More than 1 percentage	Name of the Shareholders (I)	PAN (II)	No. of the Shareholders (I)	No. of fully paid up equity shares held (IV)	Total nos. shares held (VII) = (IV)+(V)+(VI)	Shareholding as a % of total no. of shares (calculated as per SCRR, 1957) (VIII) As a % of (A+B+C2)	No. of Voting Rights held in each class of securities (IX)			Shareholding, as a % assuming full conversion of convertible securities (as a percentage of diluted share capital) (XI) = (VII)+(X) As a % of (A+B+C2)	No. of equity shares held in demat form (XIV)	Reason for provision PA
									No of Voting Rights (XIV)		Total as a % of Total voting rights			
									Class eg: X	Total				
) Any Other (specify)														
1	HUF	Category			378	127940	127940	2.01	127940	127940	2.01	2.01	127940	
	Total				378	127940	127940	2.01	127940	127940	2.01	2.01	127940	

Sr. No.	Details of the SBO					Details of the registered owner					Details of holding/ exercise of right of the SBO in the reporting company, whether direct or indirect*:					Date of creation/ acquisition of significant beneficial interest
	Name	PAN	Passport No. in case of a foreign national	Nationality	Nationality (Applicable in case of Any other is selected)	Name	PAN	Passport No. in case of a foreign national	Nationality	Nationality (Applicable in case of Any other is selected)	Whether by virtue of:					
											Shares	Voting rights	Rights on distributable dividend or any other distribution	Exercise of control	Exercise of significant influence	
Significant Beneficial Owners																
1	DINESH ALLA	-		India		DINESH ALLA (HUF)	-		India		2.17	2.17	2.17	No	No	23-03-1990
2	DINESH ALLA	-		India		ATHENA INFRACON (INDIA) PRIVATE LIMITED	-		India		0.23	0.23	0.23	No	No	06-09-2018
3	SAVITA ALLA	-		India		AQUILA DRILLING PRIVATE LIMITED	-		India		7.23	7.23	7.23			10-08-2012



Table VI - Statement showing foreign ownership limits

Particular	Approved limits (%)	Limits utilized (%)
As on shareholding date	100.00	6.77
As on the end of previous 1st quarter	100.00	6.73
As on the end of previous 2nd quarter	100.00	6.93
As on the end of previous 3rd quarter	100.00	6.91
As on the end of previous 4th quarter	100.00	7.12

Notes :-


- 1) "Approved Limits (%)" means the limit approved by Board of Directors / shareholders of the Listed entity. In case the listed entity has no Board approved limit, provide details of sectoral / statutory cap prescribed by Government / Regulatory Authorities
- 2) Details of Foreign ownership includes foreign ownership / investments as specified in Rule 2(s) of the Foreign Exchange Management (Non-debt Instruments) Rules, 2019, made under the Foreign Exchange Management Act, 1999.

Note: PAN would not be displayed on the website

Date: 18-01-2025

Place: Hyderabad

For Alphageo (India) Limited



Sakshi Mathur

Company Secretary & Compliance Officer

